

FIND YOUR PERFECT BRACELET SIZE

MOMENTS SILVER CHARM BRACELET

- The most popular bracelet size is 19 cm.
- A bracelet is perfectly sized when you measure your wrist tightly and add 2 cm.
- If you are between sizes ask yourself how you like to wear your bracelet. If you wear it tightly choose the smaller size and if you like to wear it loosely take the next size up.
- Please be aware that when you receive a new bracelet it will feel stiff, which can make it seem uncomfortably tight. The bracelet will quickly soften and become more flexible as you wear it.
- If you wear your bracelet often then it will grow about 1 cm over the first year. This timeframe will depend on how often you wear it and how many charms you have on your bracelet.
- After one year the bracelet might still grow slightly but not much.
- Please be aware that charms do not take up as much space as you think so to get the best use of your bracelet you should follow our guidelines.
- If you start off with just a few charms your bracelet might seem loose in the beginning. This will change as you add more charms.
- You can also measure a bracelet you already have. You should measure end to end for the correct size. Please bear in mind that if you have had your bracelet for a while (1 year+) it has possibly grown 1 cm.

MOMENTS SILVER BANGLE

- The PANDORA Bangle is available in three sizes:
- Size 17 cm: will fit a wrist that measures between 15 cm and 16 cm, however if you are adding charms then we recommend you choose a size larger.
- Size 19 cm: will fit a wrist that measures between 17 cm and 18 cm, however if you are adding charms then we recommend you choose a size larger.
- Size 21 cm: will fit a wrist that measures between 19 cm and 20 cm, however please note that if you are adding charms then the bangle will feel tighter.

BRACELET
TYPE

TIGHT WRIST
MEASUREMENT

RECOMMENDED
BRACELET SIZE

MAX RECOMMENDED
NUMBER OF CHARMS

Silver Charm Bracelet



14 cm
15 cm
16 cm
17 cm
18 cm
19 cm
20 cm

16 cm
17 cm
18 cm
19 cm
20 cm
21 cm
23 cm

As a guideline a full bracelet holds on average 15-20 charms, spacers or safety chains depending on the size of the bracelet and the size of the charms

Silver Bangle



15-16 cm
16-18 cm
19-20 cm




17 cm
19 cm
21 cm

Max recommended 15-20 charms regardless of bracelet length

PANDORA

MOMENTS LEATHER BRACELETS

- We recommend that the leather bracelets are worn with a maximum of 7-9 charms regardless of the bracelet length.
- Silicone inserts are available to use with clips to ensure that the charms stay in place. These may be available from your nearest store.
- Due to the natural properties of leather, it can expand or contract according to the climate, moisture, heat and/or how it is stored.
- You can also measure a bracelet you already have. You should measure end to end for the correct size. Please bear in mind that if you have had your bracelet for a while (1 year+) it has possibly grown 1 cm.

BRACELET TYPE	TIGHT WRIST MEASUREMENT	RECOMMENDED BRACELET SIZE	MAX RECOMMENDED NUMBER OF CHARMS
SINGLE LEATHER BRACELETS WOVEN 	Up to 16 cm 17 cm or 18 cm 19 cm	S1 – 17.5 cm S2 – 19 cm S3 – 20.5 cm	Max recommended 7-9 charms regardless of bracelet length
DOUBLE LEATHER BRACELETS WOVEN 	Up to 16 cm 17 cm or 18 cm 19 cm	D1 – 35 cm D2 – 38 cm D3 – 41 cm	Max recommended 7-9 charms regardless of bracelet length
TRIPLE LEATHER BRACELETS WOVEN 	Up to 16 cm 17 cm or 18 cm 19 cm	T1 – 52 cm T2 – 57 cm T3 – 61 cm	Max recommended 7-9 charms regardless of bracelet length

MOMENTS MULTISTRING BRACELETS

- We recommend that the Multistring bracelets are worn with a maximum of 7-9 charms.
- You can also measure a bracelet you already have. You should measure end to end for the correct size. Please bear in mind that if you have had your bracelet for a while (1 year+) it has possibly expanded 1 cm.

BRACELET TYPE	TIGHT WRIST MEASUREMENT	RECOMMENDED BRACELET SIZE	MAX RECOMMENDED NUMBER OF CHARMS
MULTISTRING BRACELET	Up to 16 cm 17 cm or 18 cm 19 cm	M1 – 17 cm M2 – 19 cm M3 – 20 cm	Max recommended 7-9 charms regardless of bracelet length



MOMENTS SILVER CLIP BRACELETS

A clip bracelet is perfectly sized when you measure your wrist tightly and add 2 cm.

- The 5 clip bracelet is available on the eSTORE in 15 cm, 16 cm, 17 cm, 18 cm, 19 cm, 20 cm, 21 cm and 23 cm
- The MOMENTS clip bracelets can only be worn with clips not charms.

BRACELET TYPE	TIGHT WRIST MEASUREMENT	RECOMMENDED BRACELET SIZE	MAX RECOMMENDED NUMBER OF CHARMS
CLIP BRACELETS 1 CLIP	14 cm 15 cm 16 cm 17 cm 18 cm 19 cm 20 cm	16 cm 17 cm 18 cm 19 cm 20 cm 21 cm 23 cm	Max recommended 1 clip regardless of bracelet length



SAFETY CHAINS

- PANDORA safety chains can be worn on a bracelet to keep the charms from falling off and being lost.
- The safety chain is flexible on one side and can twist to make it easier to screw your safety chain on your bracelet. You want to make sure this side is screwed on last.



They are available in the following sizes, please note that these are subject to availability:

- 4cm
- 5cm
- 6cm
- 7cm

MOMENTS BARREL CLASP BRACELETS

- Be careful when closing bracelets with the bar-rel clasp. Make sure that the tip of the bracelet is placed in the clasp and that the lock is closed securely.
- Do not force the lock if it doesn't seem to want to close. Adjust the position of the tip of the bracelet and try again.
- There is a bracelet opener (Product ID: 890000PCZ) available to purchase for £35.



THE BRACELET CONCEPT

Choose a
BRACELET



Add on a pair of
CLIPS



Combine with your
favourite CHARMS



Protect your collection
with a SAFETY CHAIN...

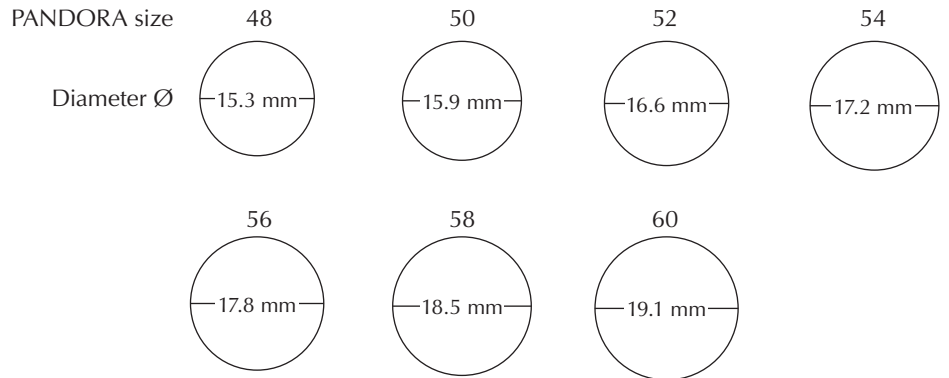


...to create your own
CHARM BRACELET



FIND YOUR PERFECT RING SIZE

THE RING SIZES



Check your print accuracy by making sure that the scale measures exactly 50 mm.



RING SIZE COMPARISON TABLE

PANDORA	UK	US	DIAMETER	
			INCHES	MM
48	H ¹ / ₂ – I ¹ / ₂	4 ¹ / ₂ – 5	0.59 – 0.60	15.01 – 15.28
50	J – K	5 ¹ / ₂	0.61 – 0.63	15.61 – 15.92
52	L – L ¹ / ₂	6 – 6 ¹ / ₂	0.65 – 0.65	16.40 – 16.55
54	M ¹ / ₂ – N ¹ / ₂	7	0.67 – 0.68	16.99 – 17.19
56	O – P	7 ¹ / ₂ – 8	0.69 – 0.70	17.58 – 17.83
58	P ¹ / ₂ – Q ¹ / ₂	8 ¹ / ₂ – 9	0.72 – 0.73	18.17 – 18.46
60	R ¹ / ₂ – S	9 – 9 ¹ / ₂	0.74 – 0.75	18.87 – 19.10

STACKING RINGS



Choose your first RING



Combine with one or more matching styles...



...to create your own combination of RINGS

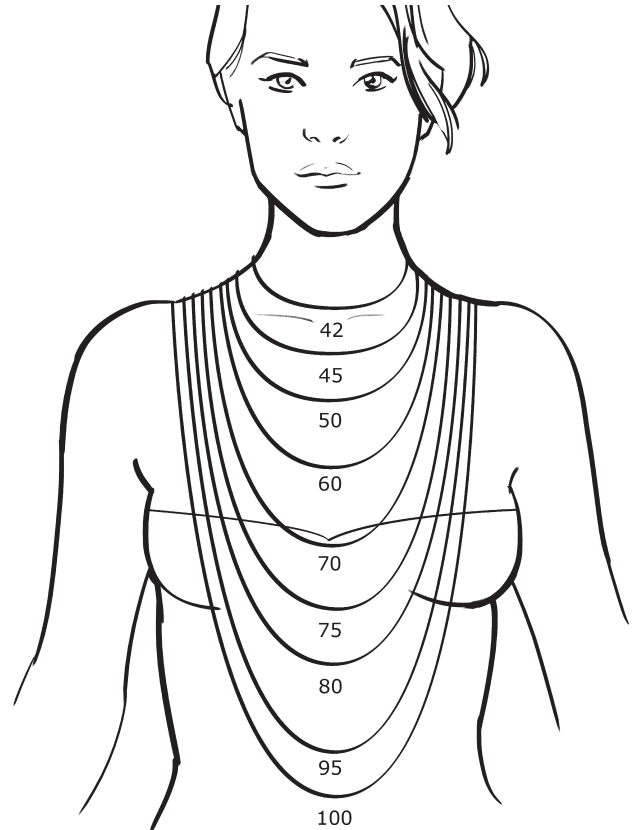
PANDORA

FIND YOUR PERFECT NECKLACE LENGTH

NECKLACE LENGTH

The Pandora necklaces are available in different sizes and shades of sterling silver – spanning from heavy oxidation to glistening glam.

To make it easy for you to find the size you are looking for we have created a visual to give you an idea just how long the necklaces will be on you.



CREATING YOUR OWN NECKLACE



Choose your favourite
CHAIN



Combine with a beautiful
PENDANT...



...to create your own
NECKLACE